



SAMOA 120

### VETRINA GELATO PROMOZIONALE A REFRIGERAZIONE VENTILATA

Vetrine gelato promozionali a refrigerazione ventilata con evaporatore alettato e sbrinamento automatico a gas caldo. Scocca monolitica coibentata con poliuretano ecologico (HCFC e HFC free) espanso a CO2. Interno ed esterno vasca in lamiera plastificata. La vasca prevede la disposizione delle vaschette in doppia fila sovrapposte H120. Sovrastruttura in cristallo temprato, con vetro frontale curvo. Chiusura lato operatore tramite ribaltina basculante in metacrilato. Piano di lavoro in lamiera plastificata, con plafoniera di illuminazione al neon sul lato interno vasca. Unità condensatrice ermetica a bordo TP tropicalizzata (classe 4+, 75%UR; 35°C) con quadro comandi elettronico. Struttura in acciaio al carbonio verniciato a polvere epossidica, con 4 ruote pivotanti per facilitarne la movimentazione.

### PROMOTIONAL ICE-CREAM CABINETS AT VENTILATED REFRIGERATION

Promotional ice-cream cabinets with ventilated refrigeration, finned evaporator and automatic hot gas defrosting. One piece body with ecological polyurethane insulation (HCFC and HFC free), foamed with CO2. Internal and external tank in plastified sheet. This cabinet can be fitted with a double level of ice-cream containers H120. Tempered curved glass structure. Rear pivoting methacrylate panel system on operator side. Work top in plastified sheet, internal lighting canopy. Built-in TP hermetic condensing unit (class 4+, 75% RH; 35°C) with electronic control board. Main structure in carbon steel painted with epoxy powder, 4 pivoting wheels for an easier handling.



new 2011

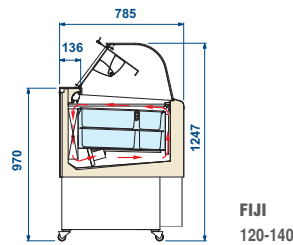
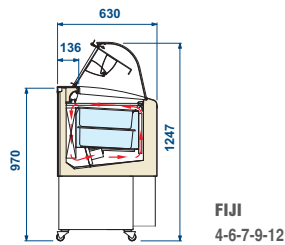
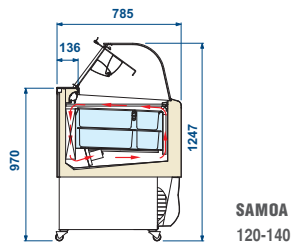
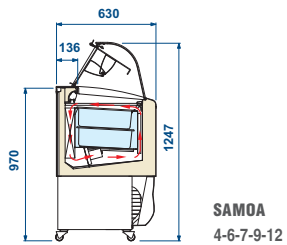


FIJI 9


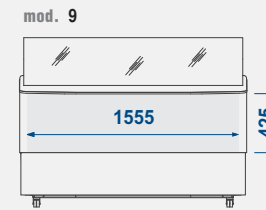
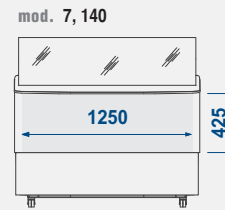
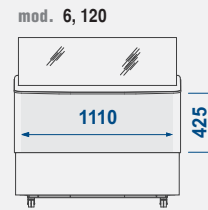
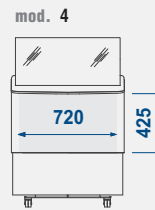
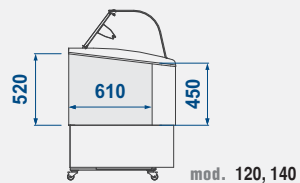
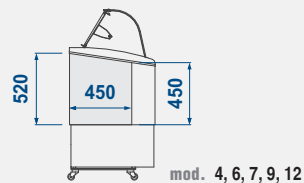
SAMOA	FIJI
MODELLO MODEL	MODELLO MODEL
4	4
6	6
7	7
9	9
12	12
120	120
140	140

● OPTIONAL		Modello Model
● Portaconi completo bianco	White cone holder	
● Lavaporzionatore vaschetta inox	Scoop washer, with Stainless Steel container	
● Lavaporzionatore vaschetta plastica	Scoop washer, with plastic container	
● Kit deflettore anteriore	Front glass riser	4 6 7 9 12 120 140
● Kit supporto vaschette lt 4.75	Support kit containers lt 4.75	4 6 7 9 12 120 140

● OPTIONAL		KIT VASCHETTE INOX STAINLESS STEEL CONTAINERS KIT	
Dimensioni (lpxh) Dimensions (lxdxh) (mm)	Litri Liters	Modello Model	Quantità Quantity
● 360 x 165 x 120H 	5	4	4
		6	6
		7	7
		9	9
		12	12
		120	9
140	10		
● 260 x 157 x 170H 	4.75	4	4
		6	6
		7	7
		9	9
		12	12
		120	12
		140	14



■ **AREE PERSONALIZZABILI: Laterale / Frontale**  
Customizable Front / Side area



COMPONIBILITÀ VASCHE VASCA ESPOSIZIONE DISPLAY CONTAINERS ARRANGEMENT	4	6	7	9	12	120	140
lt 5 (360x165x120H) Doppia fila di riserva Piled up double row 	4 (+4) 	6 (+6) 	7 (+7) 	9 (+9) 	12 (+12) 	9 (+9) 	10 (+10) 
lt 4.75 (260x157x170H) 	4 	6 	7 	9 	12 	12 	14 

CARATTERISTICHE TECNICHE TECHNICAL FEATURES			4	6	7	9	12	120	140
			RV	RV	RV	RV	RV	RV	RV
Dimensioni esterne (lxpxh)	External dimensions (lx dxh)	mm	824 x 630 x 1247	1214 x 630 x 1247	1354 x 630 x 1247	1659 x 630 x 1247	2119 x 630 x 1247	1214 x 785 x 1247	1354 x 785 x 1247
Refrigerazione	Refrigeration		Ventilata Ventilated	Ventilata Ventilated	Ventilata Ventilated	Ventilata Ventilated	Ventilata Ventilated	Ventilata Ventilated	Ventilata Ventilated
Capacità (lorda-netta)	Capacity (gross - net)	lt	218 / 119	339 / 185	383 / 209	478 / 261	621 / 339	459 / 243	518 / 274
Temperatura prodotto	Product temperature	°C	-16 / -14	-16 / -14	-16 / -14	-16 / -14	-16 / -14	-16 / -14	-16 / -14
Sbrinamento	Defrost		Gas Caldo Hot Gas	Gas Caldo Hot Gas	Gas Caldo Hot Gas	Gas Caldo Hot Gas	Gas Caldo Hot Gas	Gas Caldo Hot Gas	Gas Caldo Hot Gas
Classe climatica	Climatic class	N°	4+	4+	4+	4+	4+	4+	4+
Condizioni ambientali	Operating conditions	°C / %RH	35 / 70	35 / 70	35 / 70	35 / 70	35 / 70	35 / 70	35 / 70
Compressore (Tipo - n°)	Compressor (type - n°)		Ermetico Hermetic (1)	Ermetico Hermetic (1)	Ermetico Hermetic (1)	Ermetico Hermetic (1)	Ermetico Hermetic (2)	Ermetico Hermetic (1)	Ermetico Hermetic (1)
Alimentazione	Power supply	V / ph / Hz	230 / 1 / 50	230 / 1 / 50	230 / 1 / 50	230 / 1 / 50	230 / 1 / 50	230 / 1 / 50	230 / 1 / 50
Assorbimento elettrico (regime)	Electrical input (standard)	W / A	555 / 2.5	900 / 4.1	900 / 4.1	980 / 4.5	1800 / 8.2	950 / 4.3	1000 / 4.5
Assorbimento elettrico (sbrinamento)	Electrical input (defrost)	W / A	1425 / 6.5 / 3.8	1860 / 7.5	1860 / 7.5	1960 / 8.3	3700 / 15	2000 / 8	2050 / 8.4
Peso netto	Net weight	kg	67	99	110	135	172	110	135

Modelli con unità condensatrici a bordo con condensazione ad aria  
Models with condensing unit included with air cooled